



Enjoy the freedom !

**Avan**™.  
CAMPERS . CARAVANS . MOTORHOMES



A'van... A True Aussie Star!



POPTOPS & HARDTOPS 2011



# *A'van... Others Follow !*

The A'van Advantage  
Less Maintenance !  
Easy to clean !  
Greater impact resistance !  
Superior dent resistance !  
Higher Insulation Properties !



EVERY A'van Poptop/Hardtop carries more quality features than any other. Such a vast range of quality appointments maximize comfort and versatility for our customers. Simply put, value is a standard, not an option. We believe the A'van Poptop/Hardtop you inspect will be the most complete standard van in its class.







Greater freedom to enjoy the great outdoors is here. The New Generation A'van Poptop range brings a world of features to your caravanning journeys, allowing you to spend less, enjoy more!

### ***The A'van Advantage***

A'van's *Super-Strength Smooth Panel Construction* delivers superior strength without weight, meaning better fuel economy when travelling. Every A'van Poptop and Hardtop features double-glazed and tinted windows combined with all-round insulation to maximize your living comfort in all climate conditions. Our unique anti-jam blind & flyscreen system and two piece entry door with retracting screen give you greater ventilation than any other Poptop.

What's more, our heavy duty battery pack AND charger allows extra days of camping in remote places *without* the need for external power! With hot water service and electric water pump, along with so many other quality standard features, the A'van Poptop/Hardtop Series is your invitation to genuine Five Star Affordable Travel.







*A'van...*

*Australians building Quality Vans  
for Australians*

## INTERIOR STANDARD FEATURES

- \* Aluminium framed, double glazed & tinted windows
- \* Unique anti-jam, smooth operation integrated blind & flyscreen system
- \* One piece flooring (no butt joins)
- \* Two piece door and 'Soft-Touch' retractable screen door for increased ventilation
- \* Hot water service
- \* Electric water pump
- \* Dometic 3-way fridge
- \* Hot & cold domestic flip-mixing tap and deep bowl sink
- \* 4 burner cooktop and griller with 3 x gas & 1 x electric burner
- \* 12v rangehood with light
- \* Microwave oven (17' & 18' models only)
- \* TV aerial connection
- \* 95 amp hour deep-cycle battery with built-in charger/transformer & retractable 10 metre lead
- \* Tough wearing stain-resistant wall panelling
- \* Reading lights
- \* Edge-banded cabinets & benches
- \* Positive push-lock cupboard latches

Layouts & features are subject to change without notice.  
Please check with your dealer prior to purchase.



## EXTERIOR STANDARD FEATURES

- \* Fully insulated sandwich panel side walls with ply-reinforced aluminium outer skin, built for long life 'A' class finish and increased dent resistance
- \* Moulded fibreglass front & rear panels with premium quality Gelcoat protection
- \* AL-KO gas-assisted shock absorbers
- \* LED side, front & rear marker lights
- \* 95 Litre fresh water tank
- \* Lockable water filler
- \* 2 x 4kg gas bottles & regulator
- \* Awning light
- \* Interior boot light
- \* 240v external power point
- \* Steplight
- \* Moulded gas bottle cover
- \* Hot-dipped galvanized chassis
- \* Rear bumper
- \* Light truck tyres
- \* Spare wheel
- \* Spare wheel cover

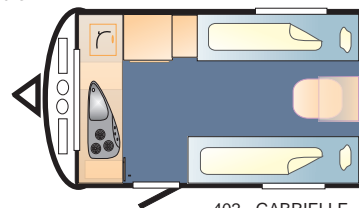
## OPTIONS

- \* Awning
- \* Microwave  
(Standard in 17' & 18' models)
- \* Innerspring Mattress  
(Standard in ALL double bed layouts)
- \* Air Conditioner
- \* Radio/CD player
- \* DVD player
- \* LCD TV
- \* External Shower

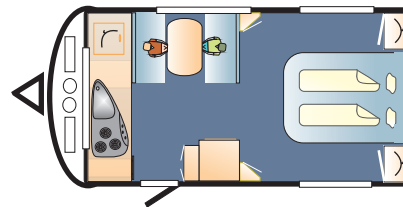


MODEL	BODY LENGTH	INTERIOR LENGTH	OVERALL LENGTH	TRAVEL HEIGHT	INTERIOR HEIGHT	WIDTH	APPROX.TARE	APPROX.BALL
402 SERIES	4020 MM/13'3"	3500 MM/11'6"	5240 MM/17'8"	2175 MM/7'2"	2075 MM/6'10"	2390 MM/7'10"	1035 KG	105 KG
466 SERIES	4660 MM/15'3"	4220 MM/13'10"	5880 MM/19'4"	2175 MM/7'2"	2075 MM/6'10"	2390 MM/7'10"	1180 KG	110 KG
499 SERIES	4990 MM/16'4"	4530 MM/14'10"	6340 MM/20'10"	2175 MM/7'2"	2075 MM/6'10"	2390 MM/7'10"	1210 KG	120 KG
525 SERIES	5250 MM/17'3"	4810 MM/15'9"	6520 MM/21'5"	2175 MM/7'2"	2075 MM/6'10"	2390 MM/7'10"	1280 KG	135 KG
525 SERIES FAMILY	5250 MM/17'3"	4810 MM/15'9"	6520 MM/21'5"	2175 MM/7'2"	2075 MM/6'10"	2390 MM/7'10"	1310 KG	130 KG
563 SERIES	5630 MM/18'6"	5145 MM/16'11"	6820 MM/22'5"	2225 MM/7'4"	2075 MM/6'10"	2390 MM/7'10"	1460 KG	140 KG
563 SERIES FAMILY	5630 MM/18'6"	5145 MM/16'11"	6820 MM/22'5"	2225 MM/7'4"	2075 MM/6'10"	2390 MM/7'10"	1445 KG	120 KG
563 SERIES SHOWER	5630 MM/18'6"	5145 MM/16'11"	6820 MM/22'5"	2325 MM/7'8"	2075 MM/6'10"	2390 MM/7'10"	1610 KG	140 KG

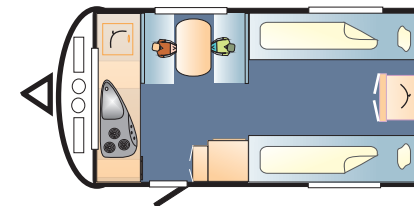
\* Specifications may vary due to changes in production methods or materials.



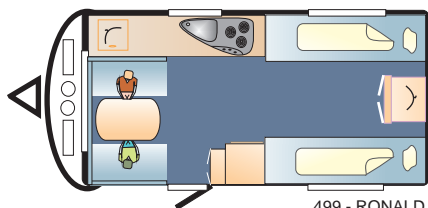
402 - GABRIELLE



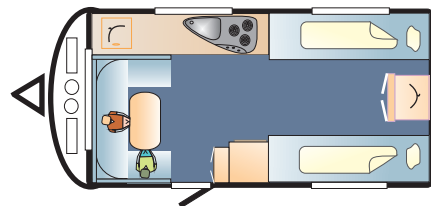
466 - MADDISON



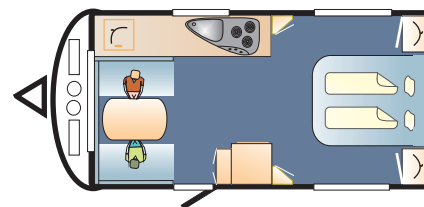
466 - JAYDE



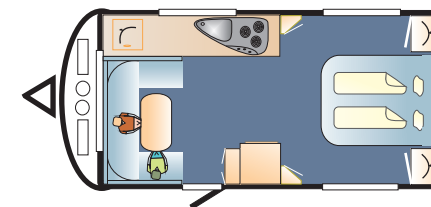
499 - RONALD



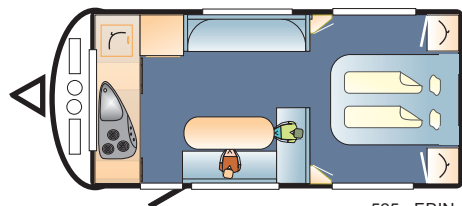
499 - LEAH



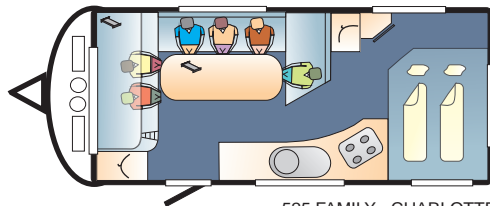
499 - ROBINA



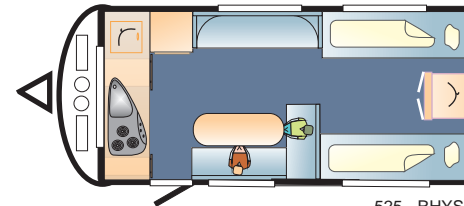
499 - OSCAR



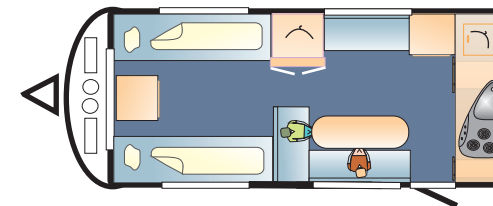
525 - ERIN



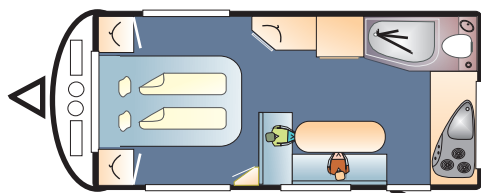
525 FAMILY - CHARLOTTE



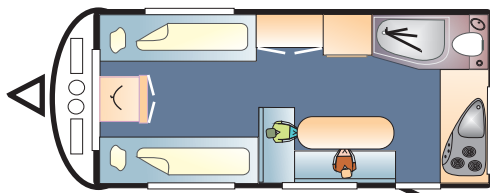
525 - RHYS



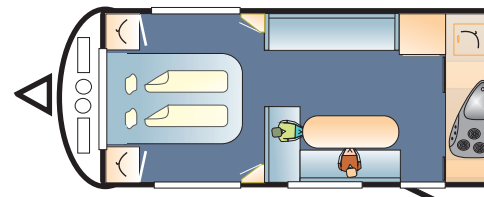
563 - MARION



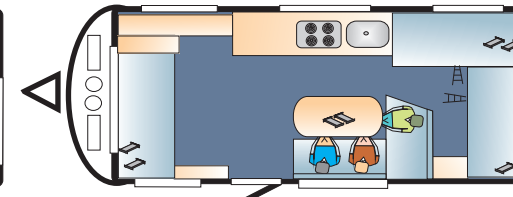
563 SHOWER - LIAM



563 SHOWER - JACK



563 - TAYLA



563 FAMILY - LILY

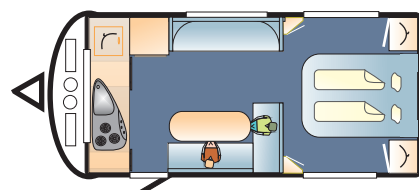
## POPTOP SPECIFICATIONS

All plans/layouts/weights etc are subject to change without notice.  
Please consult with your Dealer at time of purchase

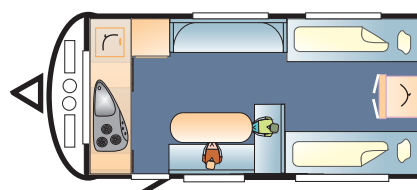


MODEL	BODY LENGTH	INTERIOR LENGTH	OVERALL LENGTH	TRAVEL HEIGHT	INTERIOR HEIGHT	WIDTH	APPROX.TARE	APPROX.BALL
HT 525 SERIES	5250 MM/17'3"	4810 MM/15'9"	6520 MM/21'5"	2470 MM/8'2"	1915 MM/6'4"	2390 MM/7'10"	1280 KG	135 KG
HT 525 SERIES FAMILY	5250 MM/17'3"	4810 MM/15'9"	6520 MM/21'5"	2470 MM/8'2"	1915 MM/6'4"	2390 MM/7'10"	1315 KG	120 KG
HT 563 SERIES	5630 MM/18'6"	5145 MM/16'11"	6820 MM/22'5"	2470 MM/8'2"	1915 MM/6'4"	2390 MM/7'10"	1465 KG	135 KG
HT 563 SERIES FAMILY	5630 MM/18'6"	5145 MM/16'11"	6820 MM/22'5"	2520 MM/8'2"	1915 MM/6'4"	2390 MM/7'10"	1450 KG	135 KG
HT 563 SERIES SHOWER	5630 MM/18'6"	5145 MM/16'11"	6820 MM/22'5"	2680 MM/8'6"	1915 MM/6'4"	2390 MM/7'10"	1670 KG	140 KG
HT 609 SERIES	6090 MM/20'	5975 MM/19'8"	7690 MM/25'3"	2820 MM/9'3"	1915 MM/6'4"	2390 MM/7'10"	1790 KG	120 KG
HT 624 SERIES FAMILY	6240 MM/20'6"	6115 MM/20'1"	7840 MM/26'8"	2820 MM/9'3"	1915 MM/6'4"	2390 MM/7'10"	1860 KG	130 KG

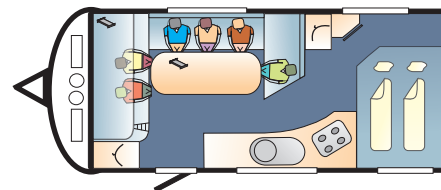
\* Specifications may vary due to changes in production methods or materials.



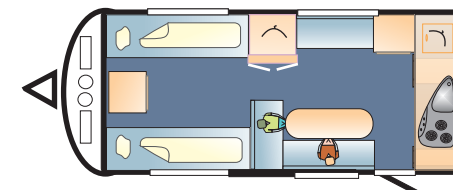
HT 525 - ERIN



HT 525 - RHYS



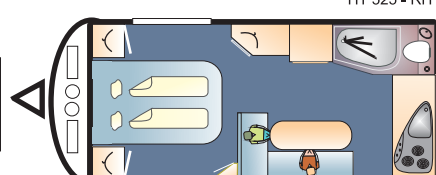
HT 525 FAMILY - CHARLOTTE



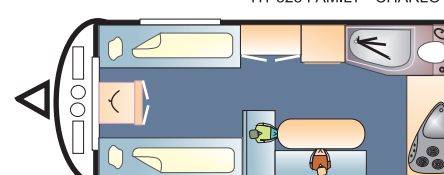
HT 563 - MARION



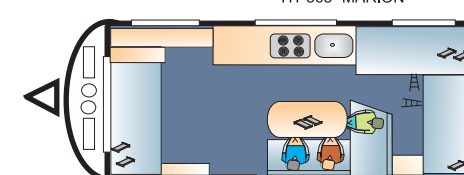
HT 563 - TAYLA



HT 563 SHOWER - LIAM



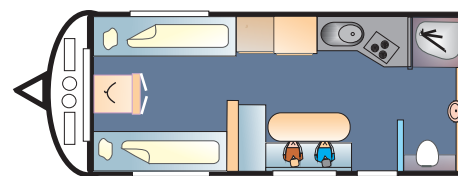
HT 563 SHOWER - JACK



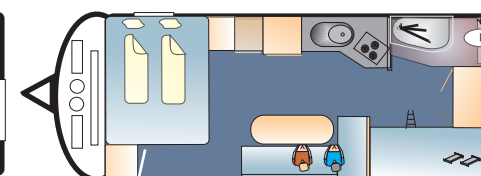
HT 563 FAMILY - LILY



HT 609 - OWEN



HT 609 - ANGUS



HT 624 FAMILY - JENNA




The new A'van HT ("Hardtop") caravan range includes the popular layouts of the 525 and 563 Series Poptop models. All of the same quality features as contained in the Poptop models are included to make our HT range the most affordable quality caravans in Australia. Contact your local authorised A'van dealer or visit [www.avan.com.au](http://www.avan.com.au) for details of the A'van HT caravan range.

## HT CARAVAN SPECIFICATIONS

All plans/layouts/weights etc are subject to change without notice. Please consult with your Dealer at time of purchase





ENJOY THE FREEDOM!

AVAN ADVENTURE PACK RANGE



# The ADVENTURE PACK Range

Want to see more of Australia? After all, that's why you're buying a recreational vehicle. - but you want comfort too! With the increased strength and road clearance of our ADVENTURE PACK range you can do just that!

Travel with confidence as you get off the beaten track on to the unsealed roads and see the true beauty that this majestic land has to offer while enjoying all the comfort and luxury you've come to expect from all AVAN units.

The ADVENTURE PACK sure adds toughness to our range. BUT REMEMBER - CARE IS NEEDED ON YOUR PART. If it's a bush track most likely it won't be suitable. Leave the van back at base and "go it alone" in the 4WD.

The ADVENTURE PACK range boasts all the features you've come to expect from the AVAN range and is available for all Campers, Poptops, Hardtops and Eurostars. Added features include:

- More Ground Clearance
- Bigger Chassis
- 15" Wheels & Tyres
- Modified Suspension
- Extra Step
- Bigger Jockey Wheel
- Drop-down Stabilizers

Talk to your local Dealer for more details and prices.





## THE RAY - SLIDEOUT SERIES

Featuring our unique patented fully-insulated solid wall extension, the A'van Slideout range of Pop-Tops offers greater versatility and comfort than its imitations. Thanks to A'van's **Super-Strength Smooth Panel Construction**, our patented slideout rear double bedroom has superior insulation and security when compared with our competitors' canvas-based models.

The A'van Slideout is compact and lightweight, so it is easy to tow with most medium size cars. Of course, the Slideout is also an exceptional fuel saver.

Setup is delightfully simple. The Slideout's rear door lifts up with the assistance of heavy duty gas struts and the back wall slides smoothly outwards, locking securely into place. Inside, the double mattress folds down onto a solid base. Within seconds, an entire bedroom with large double-glazed window is complete.

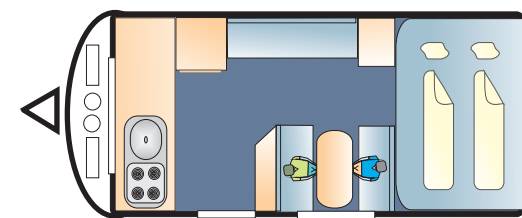
### SPECIFICATIONS

### LAYOUT

#### 402 RAY

11 Foot 6  
Extended to  
14 Foot 8

Inside Length extended : 4026mm  
Outside Length : 4937mm  
Width : 2325mm  
Road Height : 2170mm  
Interior height : 2045mm  
Door height : 1720mm  
G.T.M : 1370 kg  
\* Tare weight : 1180 kg

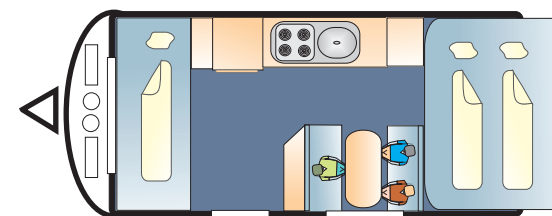


Dinette converts to double bed

#### 461 RAY

14 Foot  
Extended to  
17 Foot 2

Inside Length extended : 4600mm  
Outside Length : 5700mm  
Width : 2325mm  
Road Height : 2170mm  
Interior height : 2045mm  
Door height : 1720mm  
G.T.M : 1435 kg  
\* Tare weight : 1250 kg

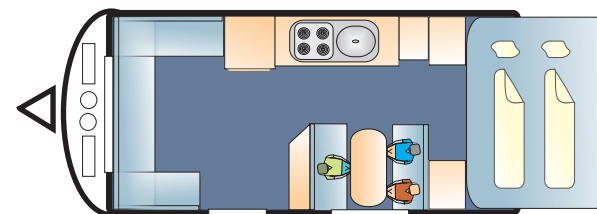


Bunk beds at front  
Dinette converts to double bed

#### 490 RAY

15 Foot  
Extended to  
18 Foot 2

Inside Length extended : 4905mm  
Outside Length : 6005mm  
Width : 2325mm  
Road Height : 2170mm  
Interior height : 2045mm  
Door height : 1720mm  
G.T.M : 1470 kg  
\* Tare weight : 1275 kg



Dinette converts to double bed

All plans/layouts/weights etc are subject to change without notice.  
Please consult with your Dealer at time of purchase  
\* Specifications may vary due to changes  
in production methods or materials.





## SLIDEOUT SERIES

The A'van Slideout also features a generous living area because, even with the extension closed, no bed space is taken from the basic floor area. In more ways than one, the Slideout extends the boundaries for RV travel.





# A'van... Others Follow !

The A'van Advantage  
Less Maintenance !  
Easy to clean !  
Greater impact resistance !  
Superior dent resistance !  
Higher Insulation Properties !

## AUSTRALIAN INNOVATION, EUROPEAN STYLING



### Centurion Chassis

Unique to A'van the **Centurion Chassis** offers superior support when compared with all others. Hot dipped galvanized steel ensures that your A'van will remain protected from corrosive elements that can fatigue other types of chassis without maintenance. Intelligent engineering design maximizes strength and resistance to torsion and compression via pressed hole cross-members, and allows better protection to electrical wiring running underneath your van. For your long-term peace of mind, choose the A'van **Centurion Chassis**.



### Leading-Edge Construction

A'van incorporates its own **Leading-Edge Construction** process to the interior furniture of its vans. The enduring style of timber construction is enhanced by state of the art edging technology, producing the most sophisticated and appealing living environment. Fine craftsmanship and superior technology ensures the A-Grade finish expected with A'van, while versatile day/night configuration allows you to enjoy greater comfort in your home on wheels.



### Super-Strength Smooth Panel Construction

A'van has more experience than any other Australian RV manufacturer in sandwich panel wall construction. For more than 15 years, A'van has applied panel bonding methods to all of its vans. A'van's unique Super-Strength Smooth Panel Construction combines superior strength, insulation and exterior finish while our ply-reinforced aluminium outer skin ensures superior dent resistance.



### Augmented Power Supply

Every A'van Poptop/Hardtop caravan features the most advanced electrical system giving maximum utility, wherever your adventures take you. Our top of the range AC Delco 95 Amp/hour battery pack and 18 Amp charger & power supply, including battery level indicator and water level indicator, give you peace of mind and confidence.

Authorised Dealer

### PLEASE READ THIS IMPORTANT NOTICE

Illustrations are not always standard units. Plans and dimensions are subject to change without notice due to ongoing design and development of product and are subject to copyright. All patents pending. Reproduction of colours and materials in photographs are as close as possible at time of printing. Colours, weights and materials may vary at time of manufacture. You should check with your A'van dealer to ensure that your chosen van specifications, equipment and colour are available prior to placing your order. ERRORS & OMISSIONS EXCEPTED. Copyright 2011, A'van RV division